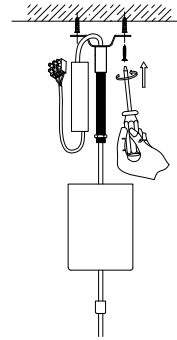
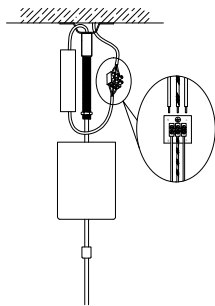


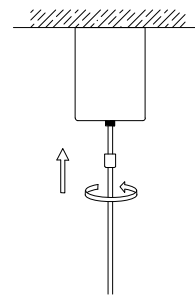
1. Turn off the general switch



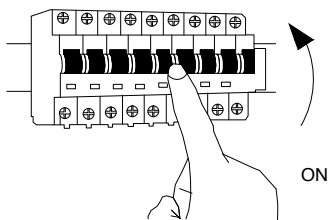
2. Drill holes & apply plastic anchors with screws



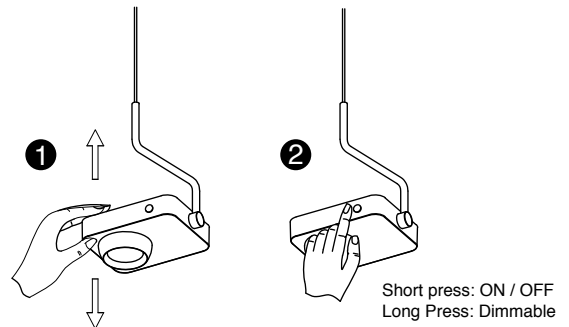
3. Connect the wires



4. Push the canopy to the ceiling & Apply the metal cap by rotating



5. Turn on the general switch



6. Adjust the product & control it by touch

