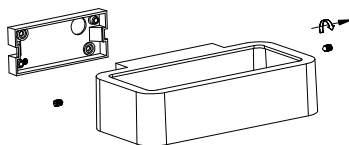
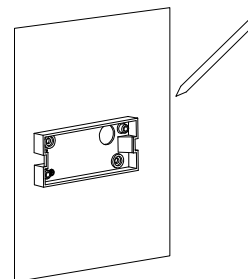


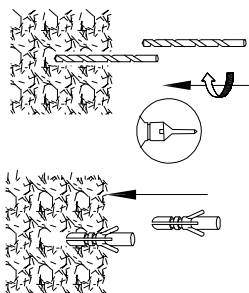
1. Turn off the general switch



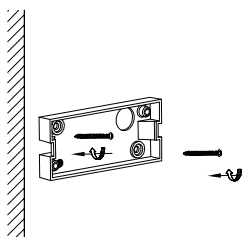
2. Untight the side screws



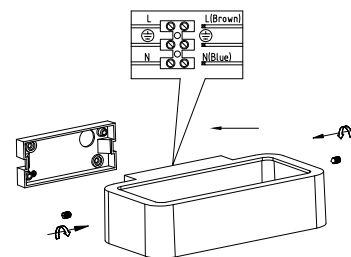
3. Mark the area



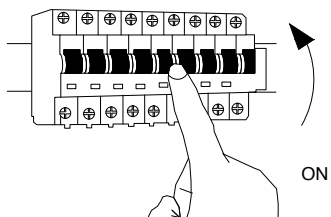
4. Drill on the marked areas & Apply plastic anchors



5. Apply the screws



6. Connect the wires & Tight the side screws



7. Turn on the general switch

