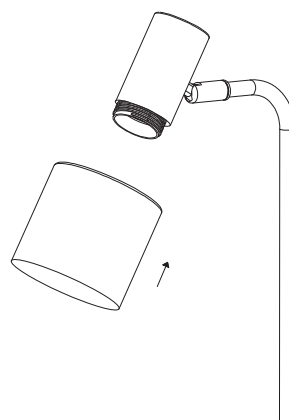
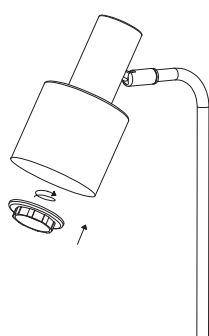


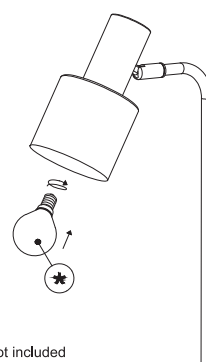
1. Install the metal tube with the Base



2. Install the lamp shade

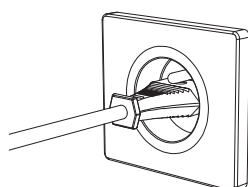


3. Fasten the lamp shade with The plastic ring

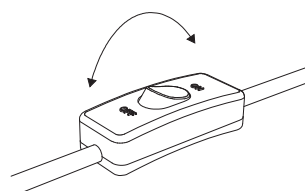


* not included

4. Install the bulb



5. Plug it in



6. Control the ON / OFF switch