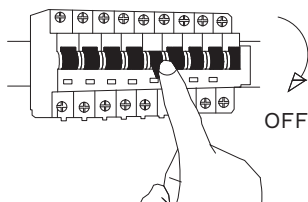


1



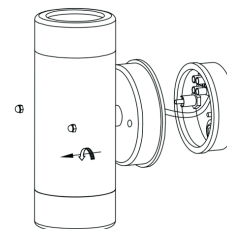
Turn off the general switch

2



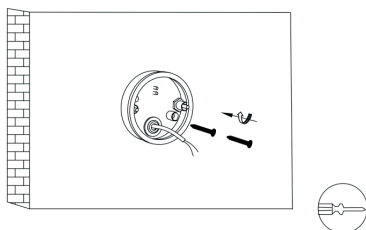
Dismantle the lamp cover,
& install the bulb by rotate

3




Untie the screws

4




Tie up screws to make it stable

5



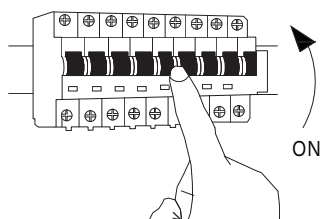
Connect the wires.

6



Fix the lamp body with the base
by tying up the screws

7



Turn on the general switch

